

Year 1 Phonics Screening

PARENTS INFORMATION

APRIL 2024

Before we get started on all things phonics.....

- ▶ Housekeeping-children/fire exit/phones
- ▶ This powerpoint will also be sent home with all the information on.

▶ Who are we?

Mrs Dibden (Phonics/Reading Lead and Year 1 Teacher)

Mr Owen (Phonics/Reading Lead and EYFS teacher)

Miss Pledger (Year 1 teacher)

What is the phonics screening check?

- ▶ A short assessment to confirm whether individual children have learnt phonic decoding and blending skills to an age appropriate standard.
- ▶ It helps identify who needs extra support to improve their phonic skills which will aid their reading skills.
- ▶ IT IS NOT A READING TEST-it just tests their phonic knowledge.
- ▶ It is a statutory requirement for all schools.
- ▶ *(only 6 weeks away!!)*
- ▶ w/k beginning **9th June 2025**

How is it structured?

- ▶ It consists of 40 words, 20 real words and 20 pseudo words (nonsense words).
- ▶ Broken into two sections of 20 words each. Each section has a mixture of real and alien words...become progressively harder.
- ▶ The words cover phonic sounds and skills learnt in Reception and in Year 1.
- ▶ All pseudo words are accompanied by a picture of an imaginary creature so they know it's not a real word that may be in their vocabulary bank.

Pseudo words ('alien words')

- ▶ Pseudo words will be shown with an 'alien' next to them. This is so the children know it is a made up word.
- ▶ Included because they are new to ALL pupils...they have to use their phonic knowledge (as opposed to their vocabulary knowledge or visual memory of words)
- ▶ It is considered a fairer way to assess the ability of all children's decoding skills.
- ▶ Little Wandle Video

What happens during the check?

- ▶ Children will sit one-to-one with Mrs Dibden or Mr Owen in a quiet space and read the words one at a time to me.
- ▶ No time limit but usually takes between 5-10 minutes-chn complete it at their own pace.
- ▶ Chn can have a break between two sections if we feel they need it.
- ▶ Words will be in plastic wallets and we encourage children to put sound buttons on with a whiteboard pen.
- ▶ Chn are very familiar with the format and process...they actually find it enjoyable!

How do I find out how well my child did?

- ▶ Pass mark has **previously** been 32 out of 40.
- ▶ The pass mark is not revealed until a few weeks after the checks are administered.
- ▶ Parents will be informed whether their child passed or not on their reports.

What if my child did not meet the standard?

- ▶ Will help identify, along with teacher assessment, if your child's phonics decoding skills are below the expectation for the end of Year 1.
- ▶ We will discuss how we can best support them into year 2.
- ▶ They will have to retake the phonic screening check in Year 2 if they did not pass in Year 1.

What does the test look like?

- ▶ Sample materials are available on the Government website

<https://www.gov.uk/government/collections/national-curriculum-assessments-practice-materials>

- ▶ Google “past phonics screening check” and click on gov.uk link to see 2018, 2019, 2022, 2023 & 2024 resources.


What does the test look like?

2018 national curriculum assessments

Key stage 1


Phonics screening check

Pupils' materials



Section 1

reb



wup



jub



eps



Section 1

chop

sing

dart

shock

What does the test look like?

Section 2


flisp




braint



scrid



splote



Section 2

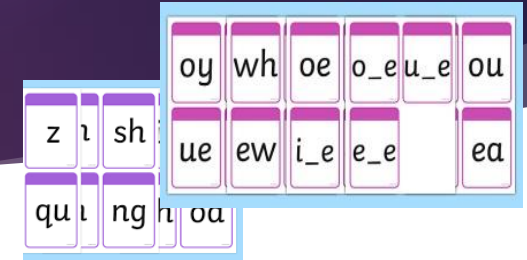
delay

modern

saucers

charming

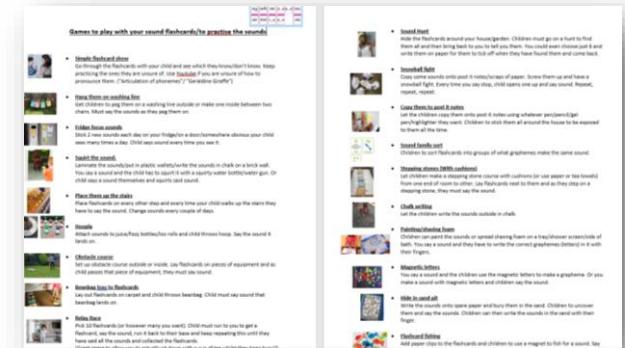
How can I help my child at home?



- ▶ Practise the sounds with your child.....sound flashcards to take home. You can also buy Little Wandle Flashcards on Amazon....better quality and last longer!!

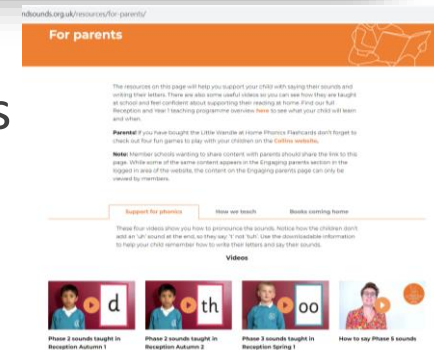


- ▶ Game ideas to play with your sound flashcards



If you're unsure of a phoneme (sound) yourself....

- ▶ Search 'Mr Thorne phonics (then the sound)' on YOUTUBE have audio links and videos you can use to hear the correct pronunciation of the sound.
- ▶ Little Wandle Website-Phase 3 and Phase 5 sounds



How can I help my child at home?















- ▶ Practise the sounds with your child....

s	d	u	j	qu
a	g	r	v	ch
t	o	h	w	sh
p	c	b	x	th
i	k	f	y	ng
n	ck	l	z	nk
m	e			

How can I help my child at home?

- ▶ Practise the sounds with your child....

Phase 3 grapheme information sheet

Catchphrase	Grapheme	Catchphrase	Grapheme
 tail in the rain	ai	 sheep in a jeep	ee
 a light in the night	igh	 soap that goes	oa
 zoom to the moon	oo	 hook a book	oo
 march in the dark	ar	 barn with a horn	or
 cut the fur	ur	 wow owl	ow
 bong bong	oi	 get near to hear	ear
 chair in the air	air	 a bigger digger	er

© 2021 Wandie Learning Trust. All rights reserved.

How can I help my child at home?

- ▶ Practise the sounds with your child....

Phase 5

ay ou ie ea

oy ir oe ey

au wh ph

ew (oo) ew(yoo) ue(oo) ue(yoo)

a_e e_e i_e o_e u_e(oo/you)

Alternative sounds

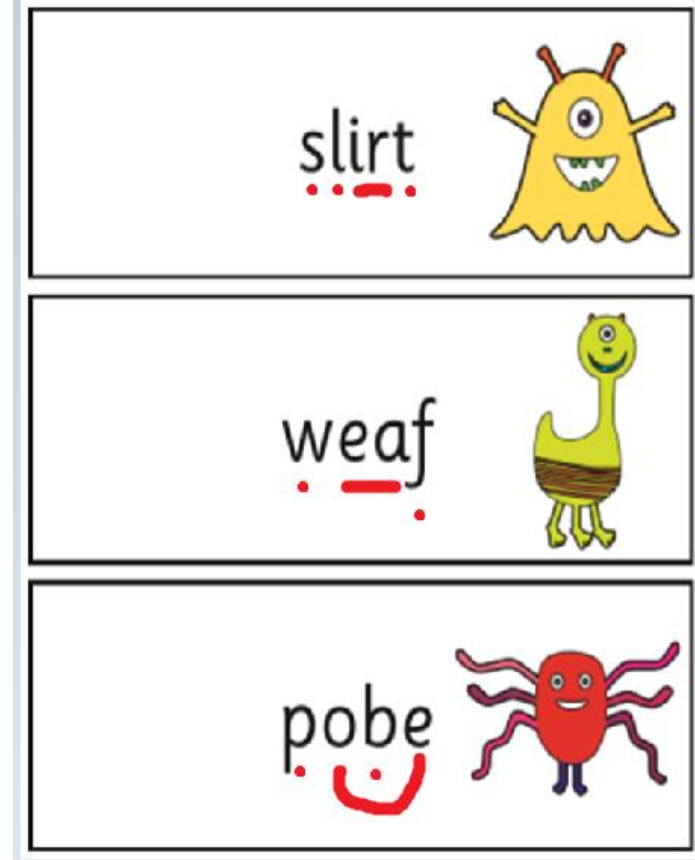
a	e	i	o	u (oo)	u (yoo)
a (apron) ay (play) ai (paint) a_e (snake)	e (evil) ee (feet) ea (beach) ey (monkey) e_e (Pete)	i (pilot) igh (light) ie (pie) i_e (like)	o (go) oe (toe) oa (goat) ow (crow) o_e (bone)	oo (moon) ew (chew) ue (blue) oe (shoe) u_e (June)	u (music) ue (rescue) ew u_e (tube)

Consonant Clusters

Consonant Clusters Chart				bl  blocks
br  bread	ch  chair	cl  clock	cr  crown	
dr  dress	fl  flag	fr  friend	gl  glue	
gr  grapes	pl  planet	pr  pretzel	sc  scarf	
sh  ship	sk  skates	sl  slide	sm  smile	
sn  snake	sp  spoon	st  star	sw  swing	
th  thumb	tr  train	tw  twins	wh  whale	

How can I help my child at home?

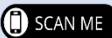

- ▶ Practise reading a mix of real and 'alien' words.
- ▶ Ask your child to draw sound buttons under each sound to show they can correctly identify each one.
- ▶ Say all the sounds individually and then blend the word together.
- ▶ Booklet provided and QR codes.
- ▶ Encourage children to look for 'digraphs', 'trigraphs' and 'split digraphs'.



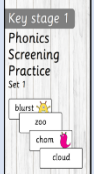
Dear Parent(s)/carers,

Please scan this QR code with any smart device to view your child's homework.

Your sincerely,



Key stage 1
Phonics
Screening
Practice
See 1



Terminology

- **Digraph** - A grapheme containing two letters that makes just one sound (phoneme)
boat spray glue wait
- **Trigraphs** – A grapheme containing three letters that make just one sound (phoneme)
light chair sure fear
- **Split digraphs** – 2 vowels with a consonant in between
(Used to be known as the magic e!)
cake smile concrete **NOT 'HAVE'**

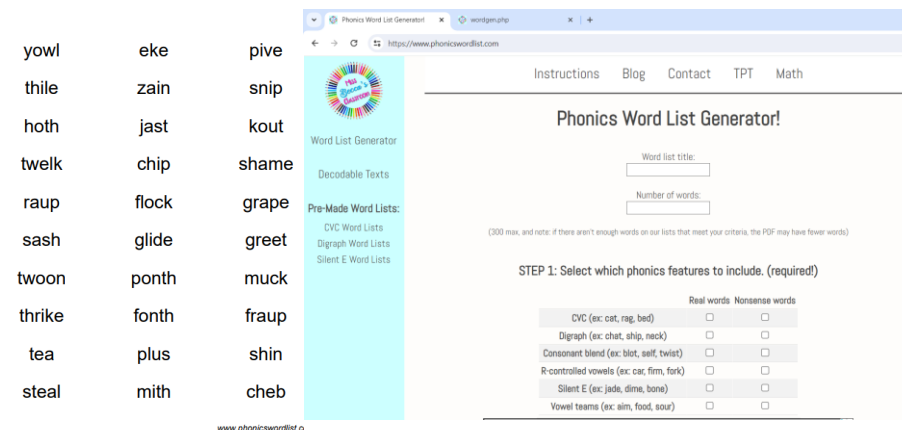
How can I help my child at home?

- ▶ Practise reading a mix of real and 'alien' words.

- ▶ Generate own wordlists 
<https://www.phonicwordlist.com/>

- ▶ Play games 
[phonicsplay.co.uk](https://www.phonicsplay.co.uk)

(Obb and Bob/Picnic on Pluto & Buried Treasure game)
£12 for a year subscription (free 14 day trial)



The screenshot shows the 'Phonic Word List Generator' website. On the left, there is a list of words: yowl, thile, hoth, twelk, raup, sash, twoon, thrike, tea, steal, eke, zain, jast, chip, flock, glide, ponth, fonth, plus, mith, pive, snip, kout, shame, grape, greet, muck, fraup, shin, cheb. The main content area has a navigation menu (Instructions, Blog, Contact, TPT, Math) and a form titled 'Phonics Word List Generator!' with fields for 'Word list title' and 'Number of words'. Below the form, there are 'Pre-Made Word Lists' (CVC, Digraph, Silent E) and a 'STEP 1: Select which phonics features to include' section with checkboxes for 'Real words' and 'Nonsense words' for various features like CVC, Digraph, Consonant blend, etc.



The screenshot shows the 'PhonicsPlay' website. At the top, there is a navigation bar with 'Phase 1' through 'Phase 6', with 'Phase 5' highlighted. Below the navigation bar is the 'PhonicsPlay' logo and a 'Log In' button. The main content area is titled 'Phase 5a Interactive Resources - Weeks 1-4' and features three resource cards: 'Buried Treasure' (Good for Practising blending), 'Dragons Den' (Good for Practising blending), and 'Picnic on Pluto' (Good for Practising blending). Each card includes a 'Teaching Ideas' button.

How can I help my child at home?

- ▶ Use technology!!!

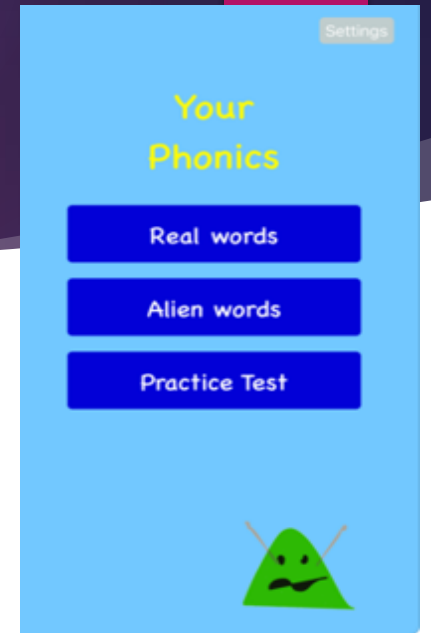
- ▶ Your Phonics (£2.99)



- ▶ QR Codes




(take the paper out and about with you-download and save the booklets)



KEY WEBSITES/APPS

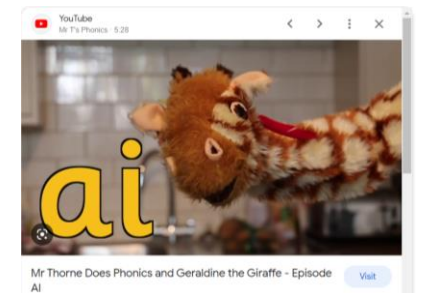
- **PhonicsPlay** <http://www.phonicsplay.co.uk/>

Click on free phonicsplay. Obb and Bob or Buried Treasure games. Phase 3 or 5.



- **'Geraldine Giraffe'** - videos on Youtube

There are a variety of videos for each different sound.



- **Little Wandle** <https://www.littlewandlelettersandsounds.org.uk/resources/for-parents/>

Phase 3 and Phase 5 sounds ...this is more for you as parents



OXFORD OWL-Free books on there!!! Use them, read them!

Phase 3 and Phase 5 songs

- ▶ Play these videos as much as you can....

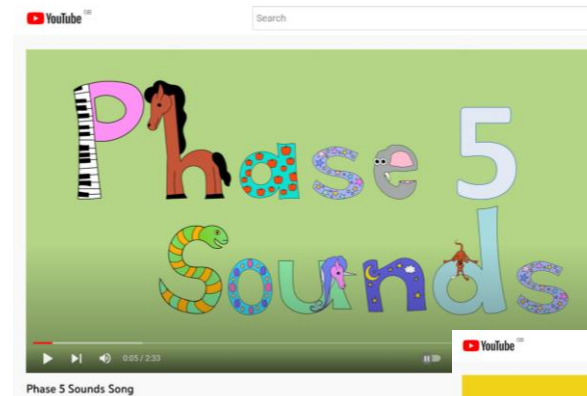
whilst they're brushing their teeth (they're 2-3 minutes so perfect length), whilst preparing dinner, as they wake up....

- ▶ Phase 3 sounds

<https://www.youtube.com/watch?v=aNcBWSBxSp0>


- ▶ Phase 5 sounds


<https://www.youtube.com/watch?v=YPW-ZkhRUPY>



Home phonics folder

- ▶ Your child will receive a purple phonics folder on Friday.
- ▶ It will have key phonic information in:
 - phonics sheet
 - phoneme pronunciation guide
 - tricky words
- ▶ Please bring it every Friday to be updated!
- ▶ Review with your child the sounds they've learnt that week, read words, read some sentences to develop fluency and practise those tricky words!

Little Wandle - Letters and Sounds Year 1 Phonics Home Learning				
Phase 5 - Summer 1 Week 4 Focus - Review for Phonics Screening Check				
Please support your child to practise and reinforce the phonemes and graphemes we are learning in school. More information and support can be found on the Little Wandle website - https://www.littlewandlelettersandsounds.org.uk/resources/for-parents/				
Phonemes we will be focusing on this week in school -				
ea	/e/ head	ir /ur/ bird		
ou	/ow/ cloud	oy /oi/ toy		
We will be reading and writing words. Can you see this week's focus phonemes?				
head	skirt	proud	boy	
annoy	feather	bird	cloud	
about	third	breakfast	destroy	
We will be reading and writing sentences. Can you spot any tricky words? Can you see this week's focus phonemes? Can you read these sentences fluently?				
I yawn all the way through breakfast!				
I thought that the girl had a bird on the coat.				
I am proud that I found that feather.				
We enjoy mucking about in the water.				
We will be practising tricky words. Can you spot the tricky part of the word?				
any	many	who	whole	two
We will be spelling words. Can you write these words? Can you use the correct phonemes?				
bread	girl	sound	toy	

Little Wandle - Letters and Sounds Year 1 Phonics Home Learning		
Phase 5 - Spring 1 Week 1 Focus - y /ee/ e /e/ wh /w/ & Grow the code: /oa/		
Please support your child to practise and reinforce the phonemes and graphemes we are learning in school. More information and support can be found on the Little Wandle website - https://www.littlewandlelettersandsounds.org.uk/resources/for-parents/		
Phonemes we will be focusing on this week in school -		
y	/ee/ funny	ea /e/ head
wh	/w/ wheel	Grow the code: /oa/ toe shoulder

Reading and writing words. Can you see this week's focus phonemes?

y	goes	feather	boulder
er	hairy	woe	ready
te	breakfast	smelly	whimper

Reading and writing sentences. Can you spot any tricky words? Can you see this phonemes? Can you read these sentences fluently?

the happy children being silly on the beach.
 any bread for breakfast?
 ppy when the whale is near me in the water.
 ting on the boulder with my toes in the water.

Practising tricky words. Can you spot the tricky part of the word?

water	any	many	again
-------	-----	------	-------

Spelling words. Can you write these words? Can you use the correct phonemes?

/	head	wheel	toe	shoulder
---	------	-------	-----	----------

Little Wandle Home Resources



Little Wandle at Home Phonics Flashcards for Year 1: Phase 5 (Big Cat Phonics for Little Wandle Letters and Sounds Revised) Cards – 12 Sept. 2022

by [Wandle Learning Trust and Little Sutton Primary School](#) (Author)

★★★★★ 72 ratings

[See all formats and editions](#)

Cards

£6.99 prime

Other new and used
from £6.99

Buy 4, save 5% . Discount by Amazon. [Terms](#) | [Shop items](#)

Big Cat Phonics for Little Wandle Letters and Sounds Revised has been developed in collaboration with Wandle Learning Trust and Little Sutton Primary School. It comprises classroom resources to support the SSP programme and a range of phonic books that together provide a consistent and highly effective approach to teaching phonics.

► Available on amazon.co.uk

How can you help at home?

- ▶ Look at the **flashcards** together-play some games with them.
- ▶ Watch phonics videos –**Mr Thorne/Geraldine the Giraffe**
- ▶ Phonics websites and apps-**Phonicsplay (phase 5)**
- ▶ Play sound snakes and ladders
- ▶ Practise putting on ‘**sound buttons**’ (play cake waiter)
- ▶ Encourage children to sound out words
- ▶ Go on a digraph/trigraph hunt (in books/on packaging etc)
- ▶ Make up own alien words together
- ▶ Most importantly-**READ AS MUCH AS POSSIBLE**

Phonics is not the only answer to reading

- Phonics is only one strategy to becoming a fluent and confident reader.
- Please continue to just enjoy reading books together and reading books to your child.
- Continue reading every night, encourage them to say the sounds and blend them together but also:

Re-read that sentence, did it make sense?


Carry on reading, can you think of a word that would make sense?

Use the pictures as clues

Practise reading their tricky and high frequency words

Predict what will happen

Ask and answer questions about what has happened in the book



TO TAKE HOME

- ▶ Don't forget to pick up a pack for your child and your family.
 - QR codes for phonics screening booklets
 - List of game ideas
 - Real and Alien word booklet
 - Flashcards (please ask for these if you need them and we will get them to you tomorrow/use your Little Wandle ones)

- ▶ We need to tick your child's name off on the list to know they have received one....please be patient with us!

Thank you!

- ▶ Thank you for attending!
 - ▶ If you would like anymore information or phonic resources to use with your child to support them, then please speak to their class teacher or Dojo us
 - .
 - ▶ If you would like to know how your child is doing on practise checks, please come and see me!
- ▶ Any questions?????